

IPEDS 2021-22 Data Collection System

IPEDS HELP DESK (877) 225-2568 | ipedshelp@rti.org
OMB NO. 1850-0582 v.29 : Approval Expires 8/31/2022
User ID: P2190821

Fall Enrollment 2021-22

Institution: Dakota State University (219082)

User ID: P2190821

Overview

Fall Enrollment Overview

The Fall Enrollment component collects student enrollment counts by level of student, enrollment status, gender and race/ethnicity. In addition, first-time student retention rates and the student-to-faculty ratio are collected. Enrollment by age is required in odd-numbered years, and enrollment by residence of first-time undergraduates is required in even-numbered years.

Institutions operating on a traditional academic year calendar (semester, trimester, quarter, or 4-1-4) report Fall enrollment as of the institution's official fall reporting date or October 15. Institutions operating on a calendar that differs by program or that enrolls students on a continuous basis (referred to as program reporters) report Fall enrollment as students enrolled any time during the period August 1 and October 31.

Data reporting reminders:

- Part B, Enrollment of students by age, is **required** this year.
- Part C, Residence of first-time degree/certificate-seeking undergraduates, is **optional** this year.
- For reporting students studying in consortium agreements, please refer to the Resource page at <https://nces.ed.gov/ipeds/report-your-data/data-tip-sheet-reporting-data-consortium-institutions>.

Changes to reporting for 2021-22:

There are no changes to this survey component.

Resources:

- To download the survey materials for this component: [Survey Materials](#)
- To access your prior year data submission for this component: [Reported Data](#)

If you have questions about completing this survey, please contact the **IPEDS Help Desk at 1-877-225-2568**.

Institution: Dakota State University (219082)

User ID: P2190821

Part Selection

Completion of Part C (Residence of First-Time Degree/Certificate-Seeking Undergraduates) is optional this year.

Do you wish to complete Part C this year?

If you select 'Yes', you will be expected to complete the Part C screens.

If you select 'No', you will skip Part C.

- No, I will not complete Part C
- Yes, I will complete Part C

Institution: Dakota State University (219082)

User ID: P2190821

Part A - Fall Enrollment for Full-Time Undergraduate Students

Enrollment as of the institution's **official fall reporting date** or as of **October 15, 2021**

Full-time Undergraduate Students

Reporting Reminders:

- Report Hispanic/Latino individuals of any race as Hispanic/Latino
- Report race for non-Hispanic/Latino individuals only
- Even though Teacher Preparation certificate programs may require a bachelor's degree for admission, they are considered subbaccalaureate undergraduate programs, and students in these programs are undergraduate students.

Men

Enrolled for <u>credit</u>	Degree/certificate-seeking			Total degree/certificate-seeking	Non-degree/ non-certificate-seeking	Total, <u>Full-time</u> <u>undergraduate</u> students
	First-time	Non-first-time				
		Transfer-in	Continuing/ Returning			
<u>Nonresident alien</u>	8	1	17	26		26
<u>Hispanic/Latino</u>	17	5	28	50	1	51
<u>American Indian or Alaska Native</u>	2	2	4	8		8
<u>Asian</u>	4	0	14	18		18
<u>Black or African American</u>	21	13	11	45		45
<u>Native Hawaiian or Other Pacific Islander</u>	2	0	5	7		7
<u>White</u>	192	66	541	799	5	804
Two or more races	5	1	23	29		29
<u>Race and ethnicity unknown</u>	6	3	8	17		17
Total men	257	91	651	999	6	1,005
Total men prior year	256	73	723	1,052	2	1,054

Women

Enrolled for <u>credit</u>	Degree/certificate-seeking			Total degree/certificate-seeking	Non-degree/ non-certificate-seeking	Total, <u>Full-time</u> <u>undergraduate</u> students
	First-time	Non-first-time				
		Transfer-in	Continuing/ Returning			
<u>Nonresident alien</u>	6	1	5	12		12
<u>Hispanic/Latino</u>	4	0	11	15		15
<u>American Indian or Alaska Native</u>	0	1	1	2		2
<u>Asian</u>	0	2	2	4		4
<u>Black or African American</u>	1	0	6	7		7
<u>Native Hawaiian or Other Pacific Islander</u>	0	0	0	0		0
<u>White</u>	81	29	227	337	25	362
Two or more races	4	1	11	16		16
<u>Race and ethnicity unknown</u>	0	0	1	1		1
Total women	96	34	264	394	25	419
Total women prior year	104	52	268	424	17	441

Grand total (men+women)	353	125	915	1,393	31	1,424
Grand total (men+women) prior year	360	125	991	1,476	19	1,495

Institution: Dakota State University (219082)

User ID: P2190821

Part A - Fall Enrollment for Part-time Undergraduate Students

Enrollment as of the institution's **official fall reporting date** or as of **October 15, 2021**Part-time Undergraduate Students

Reporting Reminders:

- Report Hispanic/Latino individuals of any race as Hispanic/Latino
- Report race for non-Hispanic/Latino individuals only
- Even though Teacher Preparation certificate programs may require a bachelor's degree for admission, they are considered subbaccalaureate undergraduate programs, and students in these programs are undergraduate students.

Men

Enrolled for <u>credit</u>	Degree/certificate-seeking			Total degree/certificate-seeking	Non-degree/ non-certificate-seeking	Total, <u>part-time</u> <u>undergraduate</u> students
	First-time	Non-first-time				
		Transfer-in	Continuing/ Returning			
<u>Nonresident alien</u>	0	0	2	2	9	11
<u>Hispanic/Latino</u>	0	5	15	20	7	27
<u>American Indian or Alaska Native</u>	0	0	0	0	2	2
<u>Asian</u>	2	2	8	12	6	18
<u>Black or African American</u>	1	1	17	19	8	27
<u>Native Hawaiian or Other Pacific Islander</u>	0	0	1	1	0	1
<u>White</u>	6	25	221	252	299	551
Two or more races	0	2	8	10	13	23
<u>Race and ethnicity unknown</u>	0	2	3	5	5	10
Total men	9	37	275	321	349	670
Total men prior year	15	61	269	345	307	652

Women

Enrolled for <u>credit</u>	Degree/certificate-seeking			Total degree/certificate-seeking	Non-degree/ non-certificate-seeking	Total, <u>part-time</u> <u>undergraduate</u> students
	First-time	Non-first-time				
		Transfer-in	Continuing/ Returning			
<u>Nonresident alien</u>	0	0	3	3	5	8
<u>Hispanic/Latino</u>	1	2	6	9	9	18
<u>American Indian or Alaska Native</u>	0	1	3	4	2	6
<u>Asian</u>	1	0	6	7	7	14
<u>Black or African American</u>	0	3	4	7	3	10
<u>Native Hawaiian or Other Pacific Islander</u>	0	0	2	2	0	2
<u>White</u>	2	20	130	152	419	571
Two or more races	0	0	9	9	13	22
<u>Race and ethnicity unknown</u>	0	0	3	3	3	6
Total women	4	26	166	196	461	657
Total women prior year	13	30	167	210	383	593

Grand total (men+women)	13	63	441	517	810	1,327
Grand total (men+women) prior year	28	91	436	555	690	1,245

Institution: Dakota State University (219082)

Part A - Fall Enrollment for Graduate Students

Enrollment as of the institution's **official fall reporting date** or as of **October 15, 2021**Graduate Students

Race/Ethnicity Reporting Reminder:

- Report Hispanic/Latino individuals of any race as Hispanic/Latino
- Report race for non-Hispanic/Latino individuals only

Graduate Student Reporting Reminder:

- Report all postbaccalaureate degree and certificate students as graduate students, including any doctor's-professional practice students (formerly first-professional)
- Even though Teacher Preparation certificate programs may require a bachelor's degree for admission, they are considered subbaccalaureate undergraduate programs, and students in these programs are undergraduate students.

Men

Enrolled for <u>credit</u>	Total <u>full-time</u>	Total <u>part-time</u>	Total graduate students
<u>Nonresident alien</u>	30	36	66
<u>Hispanic/Latino</u>	2	19	21
<u>American Indian or Alaska Native</u>	0	2	2
<u>Asian</u>	4	23	27
<u>Black or African American</u>	3	23	26
<u>Native Hawaiian or Other Pacific Islander</u>	1	4	5
<u>White</u>	28	153	181
Two or more races	1	5	6
<u>Race and ethnicity unknown</u>	1	15	16
Total men	70	280	350
Total men prior year	65	276	341

Women

Enrolled for <u>credit</u>	Total <u>full-time</u>	Total <u>part-time</u>	Total graduate students
<u>Nonresident alien</u>	8	13	21
<u>Hispanic/Latino</u>	0	3	3
<u>American Indian or Alaska Native</u>	0	1	1
<u>Asian</u>	0	7	7
<u>Black or African American</u>	2	9	11
<u>Native Hawaiian or Other Pacific Islander</u>	0	0	0
<u>White</u>	10	62	72
Two or more races	0	2	2
<u>Race and ethnicity unknown</u>	0	1	1
Total women	20	98	118
Total women prior year	11	94	105


Grand total (men+women)	90	378	468
Grand total (men+women) prior year	76	370	446


Institution: Dakota State University (219082)

User ID: P2190821

Part A - Fall Enrollment by Distance Education Status

Enrollment as of the institution's **official fall reporting date** or as of **October 15, 2021**

	Undergraduate Students		Graduate Students
	Degree/certificate-seeking	Non-degree/non-certificate-seeking	
 Enrolled <i>exclusively</i> in <u>distance education courses</u>	634	746	395
Enrolled in <i>at least one</i> but not all distance education courses	559	38	50
<i>Not enrolled</i> in any distance education courses	717	57	23
Total (from prior part A screens)	1,910	841	468

 You may use the box below to provide additional context for the data you have reported above. Context notes will be posted on the College Navigator website. Therefore, you should write all context notes using proper grammar (e.g., complete sentences with punctuation) and common language that can be easily understood by students and parents (e.g., spell out acronyms).

Institution: Dakota State University (219082)

User ID: P2190821

Part A - Fall Enrollment by Distance Education Status

Of those students *exclusively* enrolled in distance education courses, report the number that are:

		<u>Undergraduate</u> Students		<u>Graduate</u> Students
		<u>Degree/certificate-seeking</u>	Non-degree/non-certificate-seeking	
Located in	SD	347	583	101
Located in the U.S. but not in	SD	279	154	270
Located in the U.S. but state/jurisdiction unknown				
Located outside the U.S.		7	9	21
Location unknown/unreported		1	0	3
Total students exclusively enrolled in distance education (from section above)		634	746	395

Institution: Dakota State University (219082)

User ID: P2190821

Part A - Fall Enrollment Summary

Fall Enrollment Summary

Men

Students enrolled for credit	Total full-time students	Total part-time students	Grand total, all students
<u>Nonresident alien</u>	56	47	103
<u>Hispanic/Latino</u>	53	46	99
<u>American Indian or Alaska Native</u>	8	4	12
<u>Asian</u>	22	41	63
<u>Black or African American</u>	48	50	98
<u>Native Hawaiian or Other Pacific Islander</u>	8	5	13
<u>White</u>	832	704	1,536
Two or more races	30	28	58
<u>Race and ethnicity unknown</u>	18	25	43
Total men	1,075	950	2,025

Women

Students enrolled for credit	Total full-time students	Total part-time students	Grand total, all students
<u>Nonresident alien</u>	20	21	41
<u>Hispanic/Latino</u>	15	21	36
<u>American Indian or Alaska Native</u>	2	7	9
<u>Asian</u>	4	21	25
<u>Black or African American</u>	9	19	28
<u>Native Hawaiian or Other Pacific Islander</u>	0	2	2
<u>White</u>	372	633	1,005
Two or more races	16	24	40
<u>Race and ethnicity unknown</u>	1	7	8
Total women	439	755	1,194

Grand Total (men+women)	1,514	1,705	3,219
--------------------------------	--------------	--------------	--------------

Institution: Dakota State University (219082)

User ID: P2190821

Part B - Fall Enrollment by Age and Gender for Full-time Undergraduate Students

Enrollment as of the institution's **official fall reporting date** or as of **October 15, 2021**

Age	Full-time Undergraduate Students	
	Men	Women
Under 18	1	3
18-19	377	155
20-21	390	155
22-24	152	62
25-29	45	28
30-34	19	9
35-39	14	3
40-49	6	4
50-64	1	0
65 and over	0	0
Age unknown/unreported	0	0
Total full-time undergraduate students (from part A)	1,005	419

Institution: Dakota State University (219082)

User ID: P2190821

Part B - Fall Enrollment by Age and Gender for Part-time Undergraduate Students

Enrollment as of the institution's **official fall reporting date** or as of **October 15, 2021**

Age	Part-time Undergraduate Students	
	Men	Women
Under 18	109	145
18-19	85	90
20-21	98	167
22-24	141	95
25-29	67	46
30-34	66	44
35-39	50	29
40-49	40	34
50-64	11	6
65 and over	3	1
Age unknown/unreported	0	0
Total part-time undergraduate students (from part A)	670	657

Institution: Dakota State University (219082)

User ID: P2190821

Part B - Fall Enrollment by Age and Gender for Full-time Graduate Students

Enrollment as of the institution's **official fall reporting date** or as of **October 15, 2021**

Age	Full-time Graduate Students	
	Men	Women
Under 18	<input type="text" value="0"/>	<input type="text" value="0"/>
18-19	<input type="text" value="0"/>	<input type="text" value="0"/>
20-21	<input type="text" value="4"/>	<input type="text" value="1"/>
22-24	<input type="text" value="13"/>	<input type="text" value="4"/>
25-29	<input type="text" value="27"/>	<input type="text" value="5"/>
30-34	<input type="text" value="8"/>	<input type="text" value="3"/>
35-39	<input type="text" value="7"/>	<input type="text" value="0"/>
40-49	<input type="text" value="10"/>	<input type="text" value="4"/>
50-64	<input type="text" value="1"/>	<input type="text" value="3"/>
65 and over	<input type="text" value="0"/>	<input type="text" value="0"/>
Age unknown/unreported	0	0
Total full-time graduate students (from part A)	70	20

Institution: Dakota State University (219082)

User ID: P2190821

Part B - Fall Enrollment by Age and Gender for Part-time Graduate Students

Enrollment as of the institution's **official fall reporting date** or as of **October 15, 2021**

Age	Part-time Graduate Students	
	Men	Women
Under 18	<input type="text" value="0"/>	<input type="text" value="0"/>
18-19	<input type="text" value="0"/>	<input type="text" value="0"/>
20-21	<input type="text" value="2"/>	<input type="text" value="0"/>
22-24	<input type="text" value="25"/>	<input type="text" value="12"/>
25-29	<input type="text" value="45"/>	<input type="text" value="19"/>
30-34	<input type="text" value="68"/>	<input type="text" value="15"/>
35-39	<input type="text" value="37"/>	<input type="text" value="9"/>
40-49	<input type="text" value="75"/>	<input type="text" value="28"/>
50-64	<input type="text" value="25"/>	<input type="text" value="14"/>
65 and over	<input type="text" value="3"/>	<input type="text" value="1"/>
Age unknown/unreported	0	0
Total part-time graduate students (from part A)	280	98

Institution: Dakota State University (219082)

User ID: P2190821

Part D - Total Undergraduate Entering Class

Total Undergraduate Entering Class, Fall 2021

D1	Total full-time, first-time degree/certificate-seeking <u>undergraduates</u> from Part A (GR <u>cohort</u>)	353
D2	Total <u>first-time</u> degree/certificate-seeking undergraduates (full-time + part-time) from Part A	366
D3	Total <u>transfer-in (non-first-time entering)</u> , degree/certificate-seeking undergraduates (full-time + part-time) from Part A	188
D4	Total <u>non-degree/non-certificate-seeking</u> undergraduates (full-time + part-time) from Part A	841
D5	Of the total non-degree/non-certificate-seeking undergraduates displayed on line D4, the number that are new to the institution in Fall 2021	562
D6	Total <u>entering students</u> at the undergraduate level Note: This is calculated as first-time students (line D2) + students transferring to the institution (line D3) + non-degree/non-certificate-seeking undergraduates entering in Fall 2021 (line D5).	1,116
D7	Percentage of undergraduate entering class represented by your GR <u>cohort</u> (line D1/line D6)	32

Institution: Dakota State University (219082)

User ID: P2190821

Part E - First-time Bachelor's Cohort Retention Rates (Full-time)

Retention Rates - Full-time, First-time Bachelor's Cohort from Fall 2020


Academic reporters determine the cohort and retention as of the institution's official fall reporting date or as of October 15. Program reporters determine the cohort with enrollment any time between August 1 and October 31, 2020 and retention based on August 1, 2021.

The retention rate is calculated by the system after clicking "Save" on the screen. Exclusions are subtracted from and inclusions are added to the original cohort and the resulting adjusted cohort is used for calculating the retention rate.

Retention Data Reporting Reminders:

- Include only **full-time, first-time bachelor's** students in this cohort.
- Determine the full-time cohort using Fall 2020 status (e.g., if a student was full-time in Fall 2020, report them in the full-time cohort regardless of their Fall 2021 status).
- If there are no students to report in the cohort, enter zero. Do not leave the field blank.
- Report in the exclusions box (line E2a) the number of students from the cohort who left the institution for any of the following reasons: died or were totally and permanently disabled; to serve in the armed forces (including those called to active duty); to serve with a foreign aid service of the Federal Government (e.g., Peace Corps); or to serve on official church missions.
- Report in the inclusion box (line E2b) first-time bachelor's-seeking study abroad students who were excluded from the first-time cohort (line E1) but who have re-enrolled at the institution their second year.

FULL-TIME, FIRST-TIME BACHELOR'S COHORT RETENTION:		Prior year data (Fall 2019 cohort)	
E1	Full-time, first-time Fall 2020 bachelor's cohort	<input type="text" value="355"/>	399
E2a	<u>Exclusions</u> from the Fall 2020 cohort	<input type="text" value="0"/>	0
E2b	Inclusion to the Fall 2020 cohort	<input type="text" value="0"/>	0
E3	Adjusted Fall 2020 cohort (line E1- E2a + E2b)	355	399
E4	Students from Fall 2020 cohort still enrolled as of Fall 2021	<input type="text" value="256"/>	285
E5	Full-time, first-time Fall 2020 bachelor's cohort retention rate (line E4 / line E3)	72 %	71 %

 The notes below provide context for the data you've reported above and **may** be posted on the College Navigator website. Choose one option that best explains your data or choose "Not Applicable" if you do not wish to provide context notes. If none of the options provided explain your institution's data, then choose "Other" and write your own context notes. Therefore, you should write all context notes using proper grammar (e.g., complete sentences with punctuation) and common language that can be easily understood by students and parents (e.g., spell out acronyms).

Institution: Dakota State University (219082)

User ID: P2190821

Part E - First-time Bachelor's Cohort Retention Rates (Part-time)

Retention Rates - Part-time, First-time Bachelor's Cohort from Fall 2020


Academic reporters determine the cohort and retention as of the institution's official fall reporting date or as of October 15. Program reporters determine the cohort with enrollment any time between August 1 and October 31, 2020 and retention based on August 1, 2021.

The retention rate is calculated by the system after clicking "Save" on the screen. Exclusions are subtracted from the original cohort and the resulting adjusted cohort is used for calculating the retention rate.

Retention Data Reporting Reminders:

- Include only **part-time, first-time bachelor's-seeking** students in this cohort.
- Determine part-time using Fall 2020 attendance status (e.g., if a student was part-time in Fall 2020, report them in the part-time cohort regardless of their Fall 2021 status).
- If there are no students to report in the cohort, enter zero. Do not leave the field blank.
- Report in the exclusions box (line E7a) the number of students from the cohort who left the institution for any of the following reasons: died or were totally and permanently disabled; to serve in the armed forces (including those called to active duty); to serve with a foreign aid service of the Federal Government (e.g., Peace Corps); or to serve on official church missions.
- Report in the inclusion box (line E7b) first-time bachelor's-seeking study abroad students who were excluded from the first-time cohort (line E6) but who have re-enrolled at the institution their second year.

PART-TIME, FIRST-TIME BACHELOR'S COHORT RETENTION:		Prior year data (Fall 2019 cohort)	
E6	Part-time, first-time Fall 2020 bachelor's cohort	<input type="text" value="21"/>	21
E7a	<u>Exclusions</u> from the Fall 2020 cohort	<input type="text" value="0"/>	0
E7b	Inclusions to the Fall 2020 cohort	<input type="text" value="0"/>	0
E8	Adjusted Fall 2020 cohort (line E6 - E7a + E7b)	21	21
E9	Students from Fall 2020 cohort still enrolled as of Fall 2021	<input type="text" value="10"/>	7
E10	Part-time, first-time Fall 2020 bachelor's cohort retention rate (line E9 / line E8)	48 %	33 %

 The notes below provide context for the data you've reported above and **may** be posted on the College Navigator website. Choose one option that best explains your data or choose "Not Applicable" if you do not wish to provide context notes. If none of the options provided explain your institution's data, then choose "Other" and write your own context notes. Therefore, you should write all context notes using proper grammar (e.g., complete sentences with punctuation) and common language that can be easily understood by students and parents (e.g., spell out acronyms).

Institution: Dakota State University (219082)

Part F - Student-to-Faculty Ratio

Student-to-Faculty Ratio

Please provide your institution's student-to-faculty ratio (i.e., student-to-instructional staff) for undergraduate programs for Fall 2021. The student-to-faculty ratio and any accompanying context that is provided will be displayed on College Navigator.

Note: Logic in this item is similar to item I-2 from the Common Data Set data collection.

Click [here](#) to use a worksheet to help you determine the student-to-faculty ratio

Student-to-faculty ratio


18

to 1

Student-to-faculty ratio prior year

18

to 1

 You may use the box below to provide additional context for the data you have reported above. Context notes will be posted on the College Navigator website. Therefore, you should write all context notes using proper grammar (e.g., complete sentences with punctuation) and common language that can be easily understood by students and parents (e.g., spell out acronyms).

Prepared by

Reporting Reminders:

- The name of the preparer is being collected so that we can follow up with the appropriate person in the event that there are questions concerning the data.
- The Keyholder will be copied on all email correspondence to other preparers.
- The time it took to prepare this component is being collected so that we can continue to improve our estimate of the reporting burden associated with IPEDS.
- Please include in your estimate the time it took for you to review instructions, query and search data sources, complete and review the component, and submit the data through the Data Collection System.
- Thank you for your assistance.

This survey component was prepared by:

<input checked="" type="radio"/>	Keyholder	<input type="radio"/>	SFA Contact	<input type="radio"/>	HR Contact
<input type="radio"/>	Finance Contact	<input type="radio"/>	Academic Library Contact	<input type="radio"/>	Other

Name:

Email:

How many staff from your institution only were involved in the data collection and reporting process of this survey component?

Number of Staff (including yourself)

How many hours did you and others from your institution only spend on each of the steps below when responding to this survey component?
Exclude the hours spent collecting data for state and other reporting purposes.

Staff member	Collecting Data Needed	Revising Data to Match IPEDS Requirements	Entering Data	Revising and Locking Data
Your office	<input type="text"/> hours	<input type="text"/> hours	<input type="text"/> hours	<input type="text"/> hours
Other offices	<input type="text"/> hours	<input type="text"/> hours	<input type="text"/> hours	<input type="text"/> hours

Institution: Dakota State University (219082)

User ID: P2190821

Summary

Fall Enrollment Survey Summary

IPEDS collects important information regarding your institution. All data reported in IPEDS survey components become available in the IPEDS Data Center and appear as aggregated data in various Department of Education reports. Additionally, some of the reported data appears specifically for your institution through the College Navigator website and is included in your institution's Data Feedback Report (DFR). The purpose of this summary is to provide you an opportunity to view some of the data that, when accepted through the IPEDS quality control process, will appear on the College Navigator website and/or your DFR. College Navigator is updated approximately three months after the data collection period closes and Data Feedback Reports will be available through the [Data Center](#) and sent to your institution's CEO in November 2021.

Please review your data for accuracy. If you have questions about the data displayed below after reviewing the data reported on the survey screens, please contact the IPEDS Help Desk at: 1-877-225-2568 or ipedshelp@rti.org.

Four-Year Institutions with Graduate Students

Student Enrollment	
Total enrollment	3,219
Undergraduate enrollment	2,751
Undergraduate transfer-in enrollment	188
Graduate enrollment	468
Student-to-faculty ratio	18 to 1

Student Characteristics (All Students)	
Percent of all students who are female	37%
Percent of all students by race/ethnicity:	
American Indian or Alaska Native	1%
Asian	3%
Black or African American	4%
Hispanic/Latino	4%
Native Hawaiian or Pacific Islander	0%
White	79%
Two or More Races	3%
Race and ethnicity unknown	2%
Nonresident alien	4%

Undergraduate Student Characteristics	
Percent of undergraduates who are female	39%
Percent of undergraduates who are full-time	52%
Percent of undergraduates by race/ethnicity:	
American Indian or Alaska Native	1%
Asian	2%
Black or African American	3%
Hispanic/Latino	4%
Native Hawaiian or Pacific Islander	0%
White	83%
Two or More Races	3%
Race and ethnicity unknown	1%
Nonresident alien	2%
Percent of undergraduate students by age:	
24 and under	81%
25 and over	19%
Age unknown	0%

Undergraduate Retention and Graduation Rate Cohort	
First-time, full-time bachelor's seeking student retention rate	72%
First-time, part-time bachelor's seeking student retention rate	48%

Graduation rate cohort as percent of total entering students	32%
--	-----

Graduate Student Characteristics

Percent of graduate students who are female	25%
Percent of graduate students who are full-time	19%

Institution: Dakota State University (219082)

User ID: P2190821

Edit Report

Fall Enrollment

There are no errors for the selected survey and institution.